


ROVER-AIR LIFT STOOL 203-554

ASSEMBLY INSTRUCTIONS/INSTRUCTION D' ASSEMBLAGE



A



B



C



D



E



TURN TOP UPSIDE DOWN ON A SOFT WORKING SURFACE.
RETOURNEZ LE MEUBLE DANS L' AUTRE SENS
SUR UNE SURFACE DE TRAVAIL NON RIGIDE.

F

M6*16MM



4+1 pcs/unités

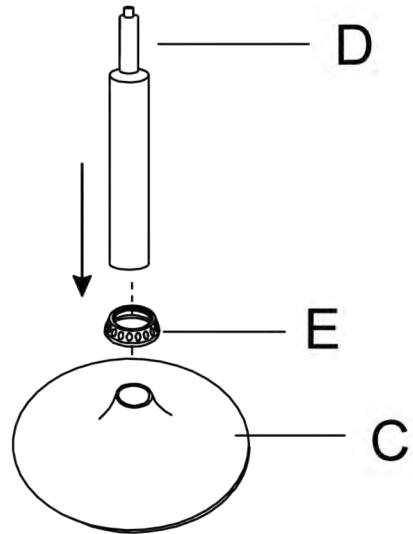
G



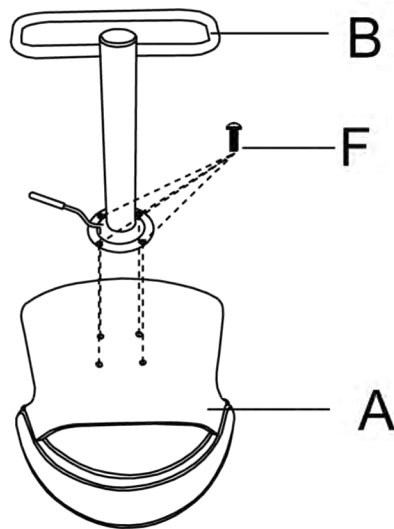
M6

1 pcs/unités

STEP 1 / ÉTAPE 1



STEP 2 / ÉTAPE 2



STEP 3 / ÉTAPE 3

