

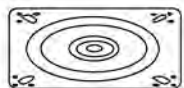
HUDSON-26' COUNTER STOOL 203-582

ASSEMBLY INSTRUCTIONS INSTRUCTION D'ASSEMBLAGE



A

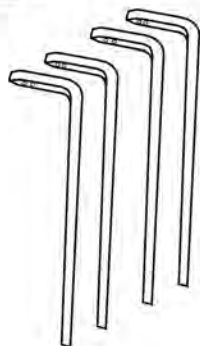
B



C



Dx4



E



TURN TOP UPSIDE DOWN ON A SOFT WORKING SURFACE.

RETOURNEZ LE MEUBLE DANS L'AUTRE SENS SUR UNE SURFACE DE TRAVAIL NON RIGIDE.

a M6*35MM



4+1 pcs/unites

b M6*20MM



10+1 pcs/unites

c M6*16MM



2+1 pcs/unites

d



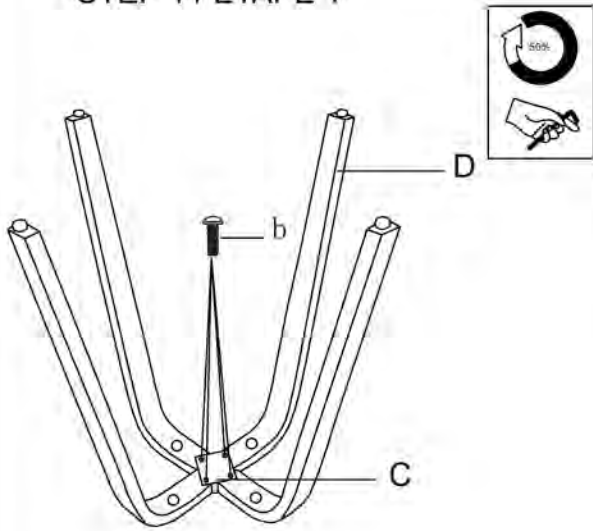
2 pcs/unites

g M6

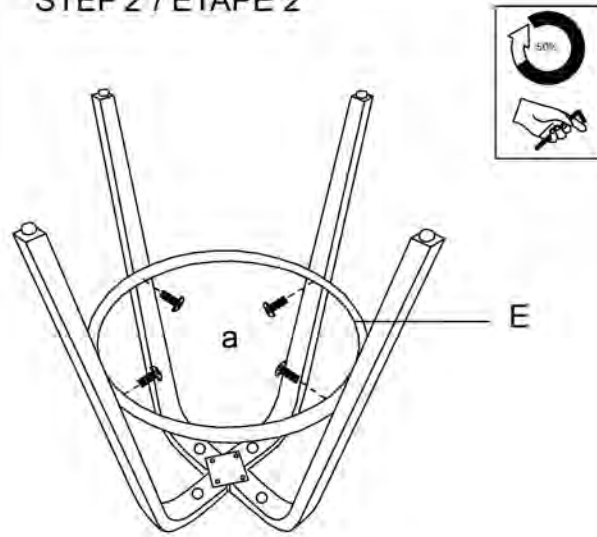


1 pcs/unites

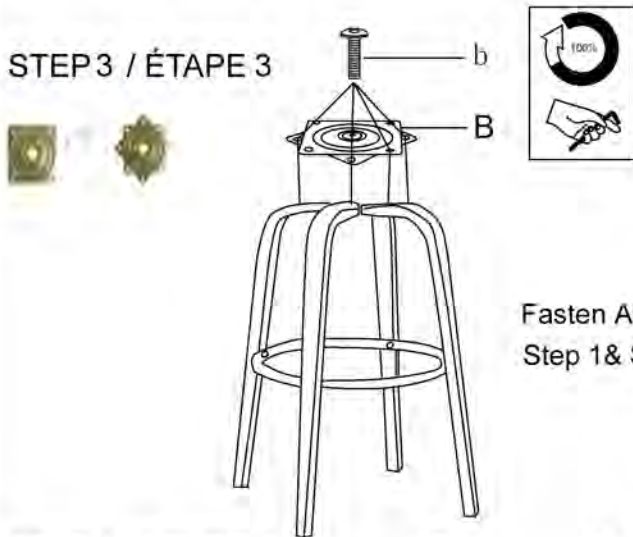
STEP 1 / ÉTAPE 1



STEP 2 / ÉTAPE 2



STEP 3 / ÉTAPE 3



Fasten All screws indicate on Step 1 & Step 2.

STEP 4 / ÉTAPE 4

