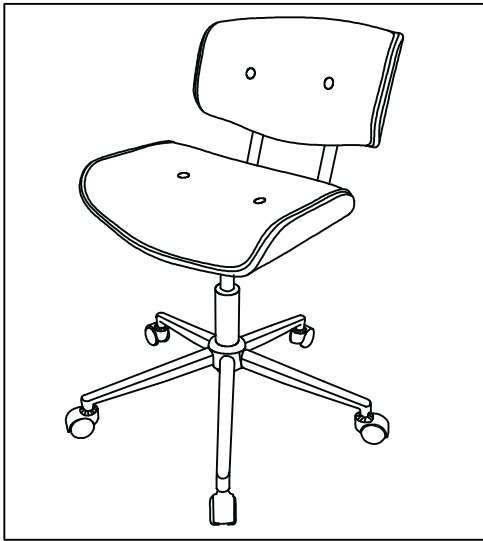
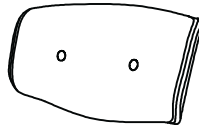


LOKI-OFFICE CHAIR 802-672

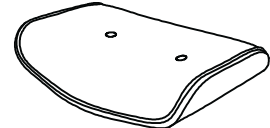
ASSEMBLY INSTRUCTIONS/INSTRUCTION D'ASSEMBLAGE



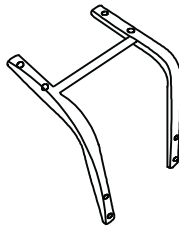
A




B



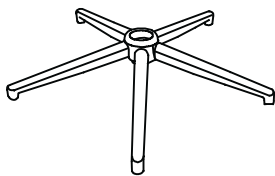
C




D



E



F



G*5



TURN TOP UPSIDE DOWN ON A SOFT WORKING SURFACE.
 RETOURNEZ LE MEUBLE DANS L' AUTRE SENS
 SUR UNE SURFACE DE TRAVAIL NON RIGIDE.

H M6*25MM



8+1 pcs/unités

I M6*16MM



4+1 pcs/unités

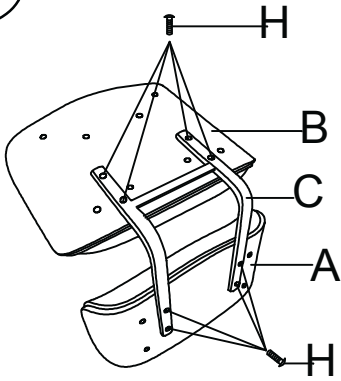
J



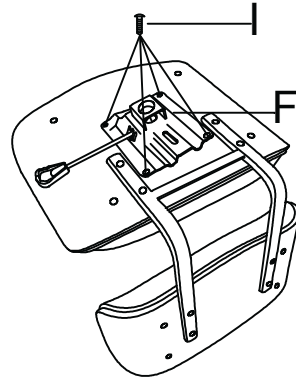
M6

1 pcs/unités

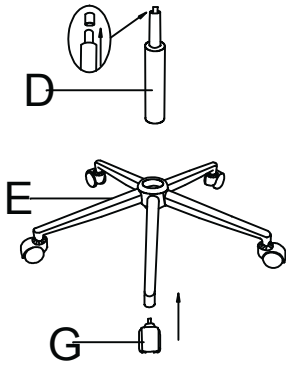
STEP 1 / ÉTAPE 1



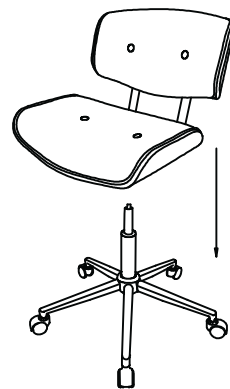
STEP 2 / ÉTAPE 2



STEP 3 / ÉTAPE 3



STEP 4 / ÉTAPE 4



STEP 5 / ÉTAPE 5

