

# WORLDWIDE

---

H O M E F U R N I S H I N G S I N C .

## ASSEMBLY INSTRUCTIONS

### *INSTRUCTION D'ASSEMBLAGE*

Thank you for purchasing this product. Please check to ensure that all parts are included. Contact place of purchase for any service issues.

Keep this document for reference in case parts are needed.

*Nous vous remercions d'avoir acheté ce produit. Veuillez vous assurer d'avoir toutes les pièces. Nous vous conseillons de contacter l'endroit où vous avez fait votre achat si vous nécessitez un service quelconque. Veuillez conserver ce document à titre de référence si vous avez besoin de pièces.*

**\* THIS ITEM IS NOT RECOMMENDED FOR COMMERCIAL USE \***







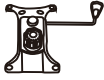





**\* CET ARTICLE N'EST PAS RECOMMANDÉ POUR USAGE COMMERCIAL \***

# FIGO 802-840

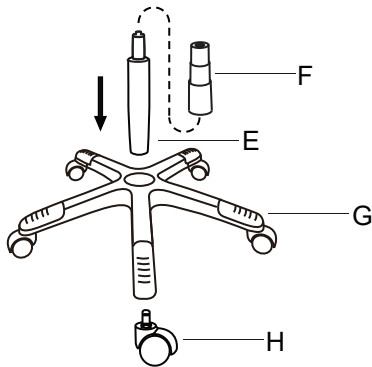
## ASSEMBLY INSTRUCTIONS

### INSTRUCTION D' ASSEMBLAGE

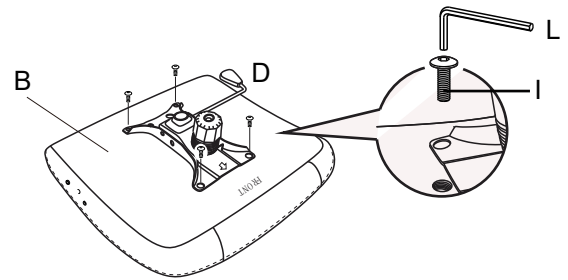


PART LIST	QUANTITY	PART LIST	QUANTITY
LISTE DES PIECES	QUANTITE	LISTE DES PIECES	QUANTITE
A 	1	F 	1
B 	1	G 	1
C 	1	H 	5
D 	1	I 	4
E 	1	J 	8
		K 	8
		L 	1

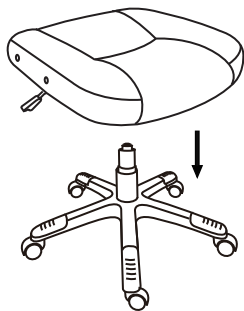
#### STEP 1 / ETAPE 1



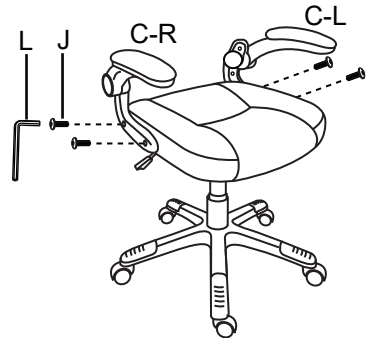
#### STEP 2 / ETAPE 2



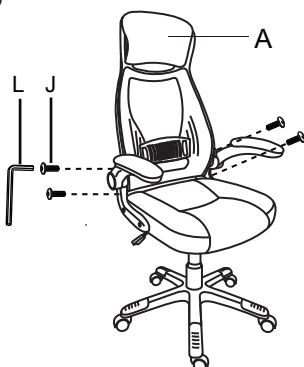
#### STEP 3 / ETAPE 3



#### STEP 4 / ETAPE 4



#### STEP 5 / ETAPE 5



#### STEP 6 / ETAPE 6

